


TYPICAL AREA INLET

NANCE PRECAST CONCRETE PRODUCTS


5601 WASHINGTON AVE. N.E., PIEDMONT, OK 73078

PHONE 405-373-1800 FAX 405-373-1803


GRATE



GRATE INSERT



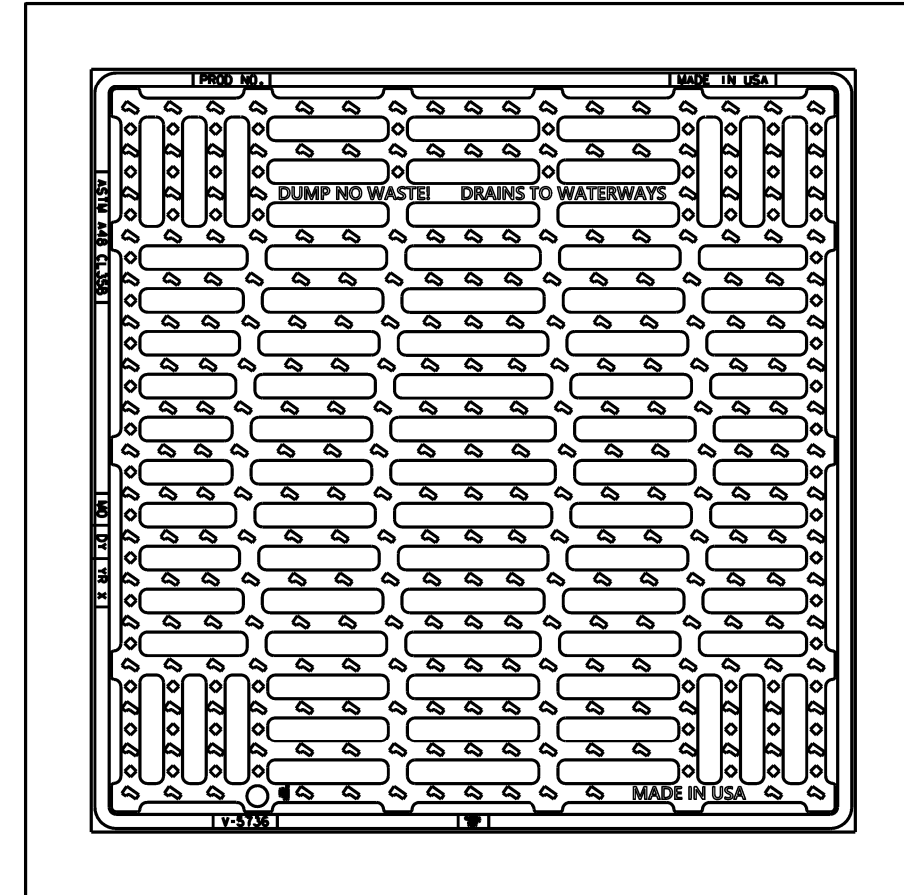
AREA INLET



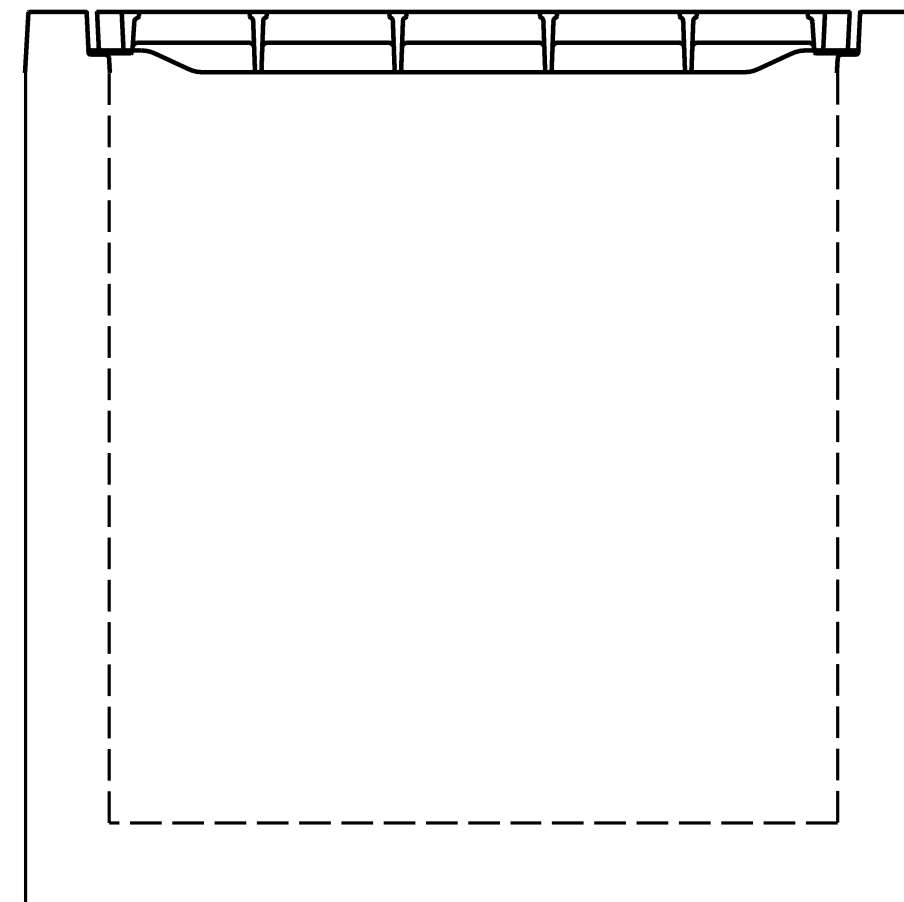
EXPLODED ISOMETRIC VIEW

FEATURES:

- CONCRETE HAS DESIGN STRENGTH OF A MIN. OF 4,000 PSI AT 28 DAYS.
- DESIGNED FOR ASTM C-478.
- TOLERANCE IS PER MANUFACTURER'S STANDARD.



PLAN



ELEVATION

PROPRIETARY AND CONFIDENTIAL

THE INFORMATION CONTAINED IN THIS DRAWING IS THE SOLE PROPERTY OF NANCE PRECAST CONCRETE PRODUCTS.

ANY REPRODUCTION IN PART OR AS A WHOLE WITHOUT THE WRITTEN PERMISSION OF NANCE PRECAST CONCRETE PRODUCTS IS PROHIBITED.

