


# SANITARY SEWER MANHOLE

NANCE PRECAST CONCRETE PRODUCTS

5601 WASHINGTON AVE. N.E., PIEDMONT, OK 73078

PHONE 405-373-1800 FAX 405-373-1803



DIAMETER	48"	60"	72"	96"	
BASE HEIGHT	12"	36"	36"	36"	
BOTTOM SLAB	6"	8"	9"	12"	
TOP SLAB THICKNESS	10"	12"	12"	12"	STANDARD
	14"	18"	18"	18"	TRAFFIC
WALL THICKNESS	5"	6"	7"	9"	

## FEATURES:

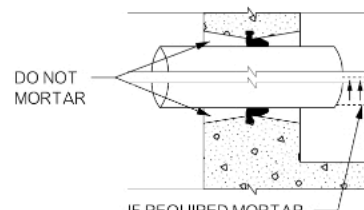
- CONCRETE HAS DESIGN STRENGTH OF A MIN. OF 4,000 PSI AT 28 DAYS.
- DESIGNED FOR ASTM C-478.
- TOLERANCE IS PER MANUFACTURER'S STANDARD.

## NOTES:

- ALSO AVAILABLE WITH 8" AND 12" LIDS, WALLS AND FLOOR.
- ALSO AVAILABLE WITH A VARIETY OF ALUMINUM AND STEEL HATCHES.
- ALSO AVAILABLE WITH RISER SECTIONS FOR EXTRA HEIGHT.
- CUSTOM BOXES ALSO AVAILABLE.
- INVERT IS MADE WITH A-LOK TRU-CONTOUR INVERT SYSTEM.

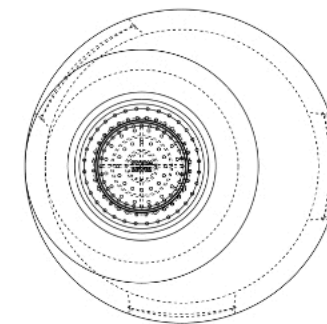


## CROSS SECTION

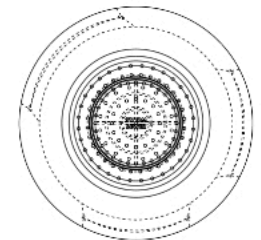


IF REQUIRED MORTAR ONLY 1/2 OF PIPE WHEN INSTALLING INVERT

## INVERT INSTALL A-LOK CONNECTOR SYSTEM




TYPE I

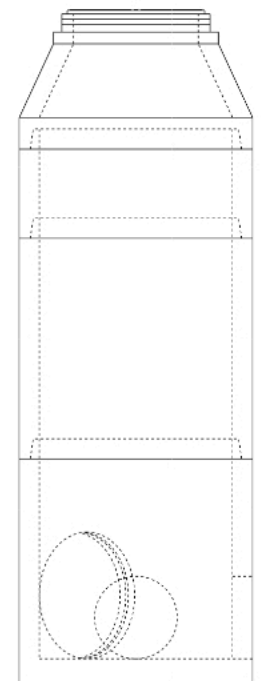


TYPE II

## PLAN



TYPE I



TYPE II

## ELEVATION

## PROPRIETARY AND CONFIDENTIAL

THE INFORMATION CONTAINED IN THIS DRAWING IS THE SOLE PROPERTY OF NANCE PRECAST CONCRETE PRODUCTS.

ANY REPRODUCTION IN PART OR AS A WHOLE WITHOUT THE WRITTEN PERMISSION OF NANCE PRECAST CONCRETE PRODUCTS IS PROHIBITED.

