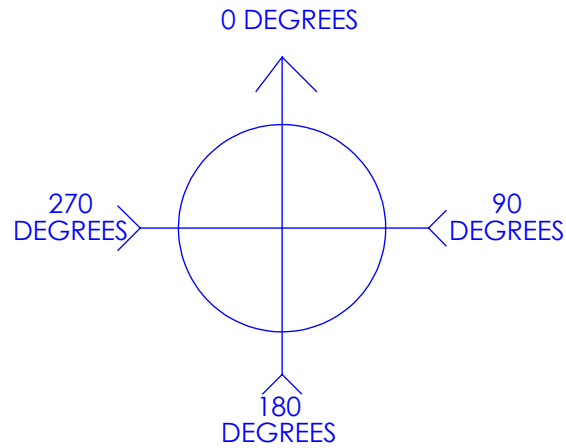


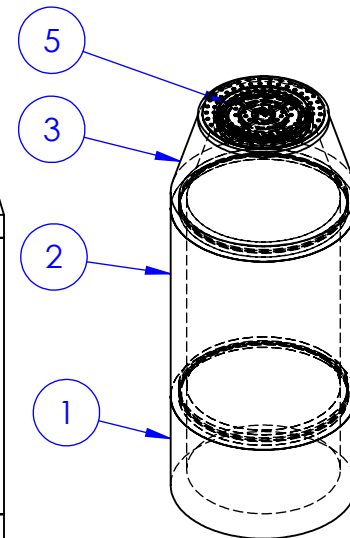
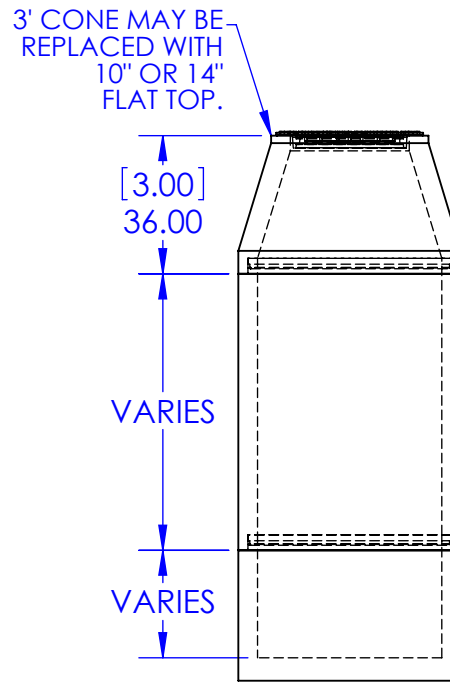
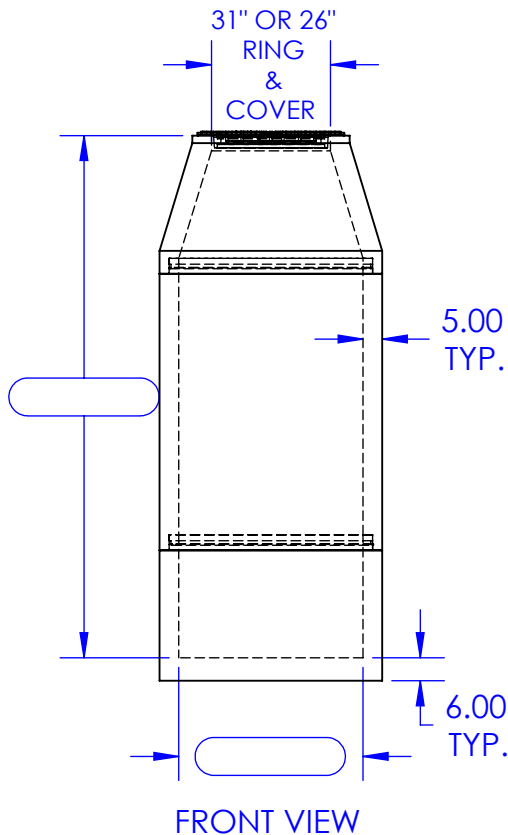
TOP VIEW



ITEM	ITEM NUMBER	DESCRIPTION	WEIGHT	QUANTITY
1		Manhole Base	3530.13 lbs.	1
2		Manhole Riser	5196.10 lbs.	1
3	CC48BH	Concentric Cone	2276.15 lbs.	1
4	OR48TSS	Rubber O-Ring	0.75 lbs.	2
5	RC-31or 26	Ring and Cover Set: Big-hole OR Small hole	426.55 lbs.	1

**THIS DRAWING PROVIDED FOR TAKEOFFS ONLY.**  
PLEASE PROVIDE ALL BLANK DIMENSIONS.

- TOTAL STRUCTURE HEIGHT OR ELEVATIONS
- INVERT PIPE TYPE, SIZE, ANGLES AND ELEVATIONS
- ANY ADDITIONAL INFO. COATING, STEPS, etc...



ISOMETRIC VIEW

RING & COVER \_\_\_\_\_  
STEPS \_\_\_\_\_  
COATING \_\_\_\_\_



P.O. BOX 116  
5601 WASHINGTON AVE. NE  
PIEDMONT, OKLAHOMA 73078  
405-373-1800  
FAX 405-373-1803

CONTRACTOR:

PROJECT:

LOCATION:

COUNTY:

DRAWN	KEM
SALES ORDER	
WEIGHT	11430.44 lbs.

**SPECIFICATIONS**

Concrete has design strength of a min. of 4,000 PSI @ 28 days  
Tolerance is per manufacturer's standard  
Designed for HS-20 Loading

**PROPRIETARY AND CONFIDENTIAL**  
THE INFORMATION CONTAINED IN THIS DRAWING IS THE SOLE PROPERTY OF NANCE PRECAST CONCRETE PRODUCTS. ANY REPRODUCTION IN PART OR AS A WHOLE WITHOUT THE WRITTEN PERMISSION OF NANCE PRECAST CONCRETE PRODUCTS IS PROHIBITED.

SIZE	STR. NO:	REV
A	MANHOLE TAKEOFF	
SCALE: 1:50	UNITS: Inches	SHEET 1 OF 1