

# Typical Junction Box

Nance Precast Concrete Products

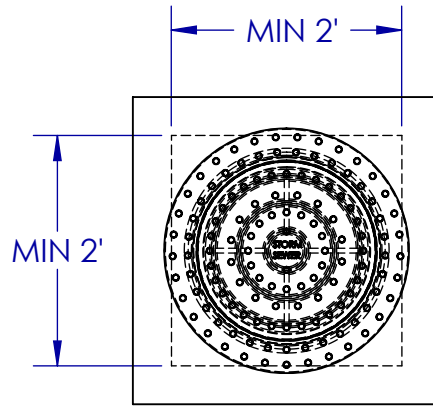
5601 Washington Ave. N.E., Piedmont, OK 73078

Phone 405-373-1800

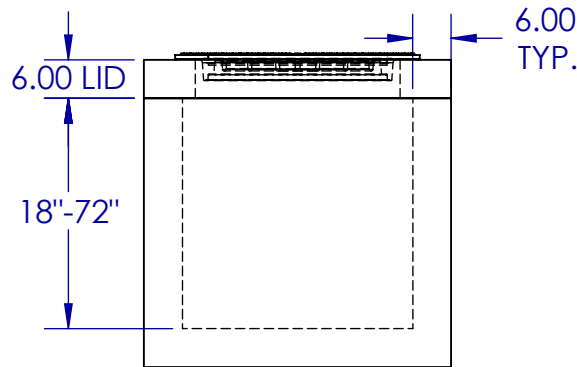
Fax 405-373-1803

## NOTES:

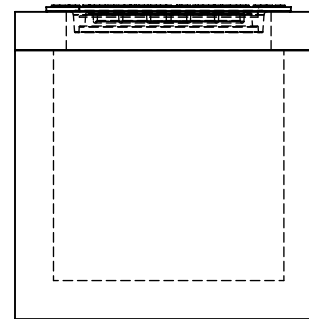
- ALSO AVAILABLE WITH 8" AND 12" LID, WALLS, AND FLOOR.
- ALSO AVAILABLE WITH A VARIETY OF ALUMINUM AND STEEL HATCHES.
- ALSO AVAILABLE WITH RISER SECTIONS FOR EXTRA HEIGHT.
- CUSTOM BOXES ALSO AVAILABLE.



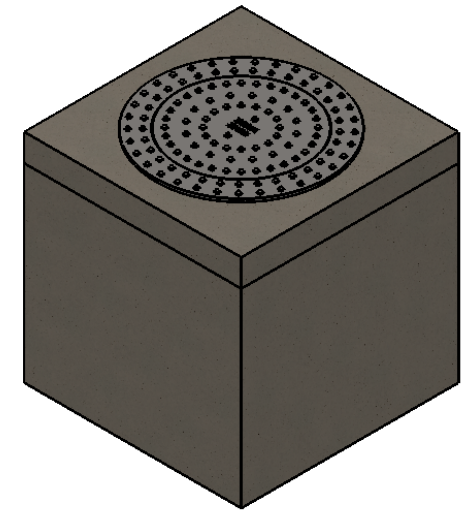
Top View



Front View



Right View



Isometric View

## FEATURES:

- Concrete has design strength of a min. of 4,000 PSI at 28 days
- Tolerance is per manufacturer's standard

DIMENSIONS	inches
SCALE	1:30

## PROPRIETARY AND CONFIDENTIAL

THE INFORMATION CONTAINED IN THIS DRAWING IS THE SOLE PROPERTY OF NANCE PRECAST CONCRETE PRODUCTS.

ANY REPRODUCTION IN PART OR AS A WHOLE WITHOUT THE WRITTEN PERMISSION OF NANCE PRECAST CONCRETE PRODUCTS IS PROHIBITED.

